



## Oklahoma Horse Racing Commission Statistical Audit Report of Gaming Operations

Blue Ribbon Downs Racino, Will Rogers Downs and  
Remington Park



November 2007



Office of the Oklahoma State Auditor and Inspector  
Jeff A. McMahan, CFE

**OKLAHOMA HORSE RACING COMMISSION  
STATISTICAL REPORT OF GAMING OPERATIONS  
BLUE RIBBON DOWNS RACINO, WILL ROGERS DOWNS  
AND REMINGTON PARK  
NOVEMBER 2007**

---

This publication is printed and issued by the State Auditor and Inspector as authorized by 74 O.S. 2001, § 212 and 74 O.S. 2001, § 3105. Forty copies have been prepared and distributed at a cost of \$81.95. Copies have been deposited with the Publications Clearinghouse of the Oklahoma Department of Libraries.



**STATE OF OKLAHOMA**  
**OFFICE OF THE AUDITOR AND INSPECTOR**

Jeff A. McMahan  
State Auditor and Inspector

December 17, 2007

**TO THE MEMBERS OF THE OKLAHOMA  
HORSE RACING COMMISSION**

Transmitted herewith is the Statistical Report of Gaming Operations for Blue Ribbon Downs Racino, Will Rogers Downs and Remington Park for the month of November 2007, which is the result of our monitoring and data accumulation.

We wish to take this opportunity to express our appreciation for the assistance and cooperation extended to our office during this time.

The Office of the State Auditor and Inspector is committed to serve the public interest by providing independent oversight by issuing reports that serve as a management tool to the state. Our goal is to ensure a government, which is accountable to the people of the State of Oklahoma.

Sincerely,

A handwritten signature in blue ink that reads "Jeff A. McMahan".

JEFF A. McMAHAN, CFE  
State Auditor and Inspector

**OKLAHOMA HORSE RACING COMMISSION  
STATISTICAL REPORT OF GAMING OPERATIONS  
BLUE RIBBON DOWNS RACINO, WILL ROGERS DOWNS AND REMINGTON PARK  
FOR THE MONTH OF NOVEMBER 2007**

---

**TABLE OF CONTENTS**

	<b><u>PAGE</u></b>
<b>STATE AUDITOR AND INSPECTOR LETTER .....</b>	<b>4</b>
<b>STATISTICAL REPORT OF GAMING OPERATIONS .....</b>	<b>5</b>



**STATE OF OKLAHOMA**  
**OFFICE OF THE AUDITOR AND INSPECTOR**

Jeff A. McMahan  
State Auditor and Inspector

**TO THE MEMBERS OF THE OKLAHOMA  
HORSE RACING COMMISSION**

We compiled the information presented in this report from the statistical data obtained from the gaming vendors and licensees located at Blue Ribbon Downs Racino, Will Rogers Downs and Remington Park for the month of November 2007.

In accordance to a November 2, 2007 letter from the OHRC, we were asked to recalculate the Blue Ribbon Downs Thoroughbred share of purses and the Oklahoma Breeding and Development Fund amounts to a higher percentage. These recalculations were made to the prior month amounts and are reflected in the year-to-date figures.

We were not engaged to perform an audit in accordance with generally accepted auditing standards, the objective of which would be the expression of an opinion on specified elements or accounts. Accordingly, we do not express such an opinion. This report relates only to the procedures specified above and does not extend to any financial statements of the racetracks or racinos taken as a whole.

In planning and performing these procedures, we considered the internal control structure of the gaming departments; however, our procedures were substantially less in scope than the procedures we would have applied if we had been engaged to express an opinion on the internal controls. Accordingly, we do not express an opinion on their internal control structure.

Sincerely,

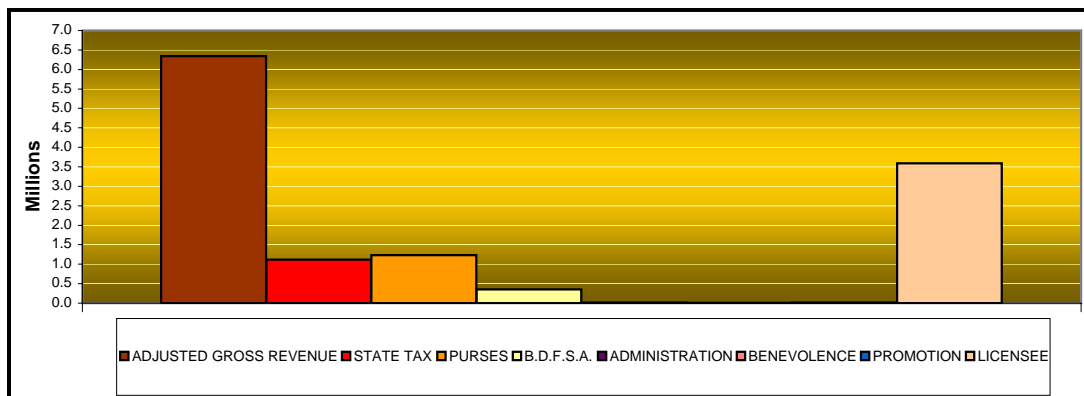
A handwritten signature in blue ink that reads "Jeff A. McMahan".

JEFF A. MCMAHAN, CFE  
State Auditor and Inspector

December 14, 2007

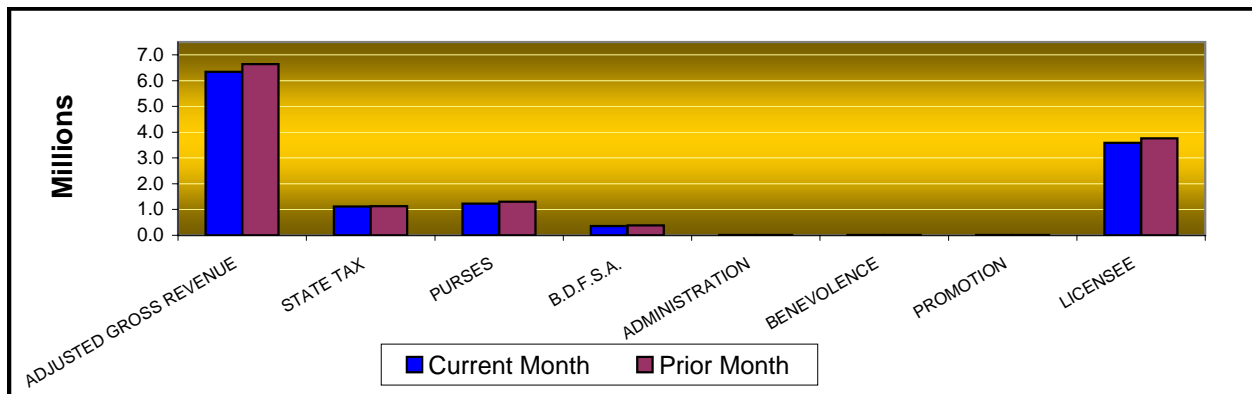
**OKLAHOMA STATE AUDITOR & INSPECTOR  
GAMING AT OKLAHOMA HORSE RACING TRACKS  
NOVEMBER 2007**

	<u><b>TOTAL</b></u>	<u><b>BLUE RIBBON DOWNS</b></u>	<u><b>WILL ROGERS DOWNS</b></u>	<u><b>REMINGTON PARK</b></u>
Gaming Days This Month	90	30	30	30
Opening Date		10/17/05	12/09/05	11/21/05
Adjusted Gross Revenue	<u>\$6,343,223.72</u>	<u>\$441,396.08</u>	<u>\$1,546,993.28</u>	<u>\$4,354,834.36</u>
<b>State Tax</b>				
Higher Education Trust Fund	133,735.03	5,296.75	18,563.92	109,874.36
Education Reform	980,723.56	38,842.86	136,135.41	805,745.29
<b>Purse Fund</b>				
<u>Purses</u>				
Thoroughbred	510,641.50	32,028.80	134,704.44	343,908.26
Quarterhorse	624,667.90	43,946.49	184,827.02	395,894.39
Paint & Appaloosa	98,025.97	9,765.89	41,072.67	47,187.41
Breeding Development Fund				
<u>Special Account</u>				
Thoroughbred	261,258.44	16,386.83	68,918.55	175,953.06
Quarterhorse	95,245.91	4,469.14	18,795.97	71,980.80
Paint & Appaloosa	9,968.74	993.14	4,176.88	4,798.72
<u>Administration</u>				
Thoroughbred	7,916.92	496.57	2,088.44	5,331.91
Quarterhorse	7,383.73	496.57	2,088.44	4,798.72
Paint & Appaloosa	1,107.64	110.35	464.10	533.19
<u>Benevolence</u>				
Thoroughbred	3,958.47	248.29	1,044.22	2,665.96
Quarterhorse	3,691.87	248.29	1,044.22	2,399.36
Paint & Appaloosa	553.82	55.17	232.05	266.60
<u>Promotions</u>				
Thoroughbred	7,916.92	496.57	2,088.44	5,331.91
Quarterhorse	7,383.73	496.57	2,088.44	4,798.72
Paint & Appaloosa	1,107.64	110.35	464.10	533.19
<b>Licensee</b>	<b>\$3,587,935.93</b>	<b>\$286,907.45</b>	<b>\$928,195.97</b>	<b>\$2,372,832.51</b>



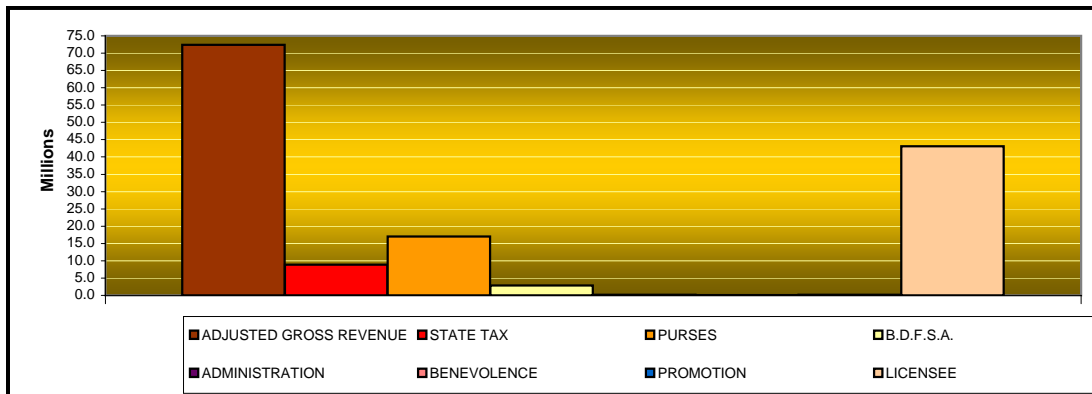
**OKLAHOMA STATE AUDITOR & INSPECTOR  
GAMING AT OKLAHOMA HORSE RACING TRACKS  
NOVEMBER 2007**

	<u>TOTAL</u>	<u>PRIOR</u> <u>MONTH</u>	<u>%</u> <u>CHANGE</u>	<u>PRIOR</u> <u>YEAR</u>	<u>%</u> <u>CHANGE</u>
Gaming Days	90	93	-3.23%	90	0.00%
Opening Date					
Adjusted Gross Revenue	\$6,343,223.72	\$6,639,797.38	-4.47%	\$5,715,933.76	10.97%
<b>State Tax</b>					
Higher Education Trust Fund	133,735.03	135,544.27	-1.33%	126,344.07	5.85%
Education Reform	980,723.56	993,991.31	-1.33%	926,523.18	5.85%
<b>Purse Fund</b>					
<u>Purses</u>					
Thoroughbred	510,641.50	543,129.11	-5.98%	624,427.79	-18.22%
Quarterhorse	624,667.90	662,296.55	-5.68%	580,737.51	7.56%
Paint & Appaloosa	98,025.97	102,658.25	-4.51%	85,362.51	14.83%
Breeding Development Fund					
<u>Special Account</u>					
Thoroughbred	261,258.44	277,880.01	-5.98%	63,501.13	311.42%
Quarterhorse	95,245.91	101,972.97	-6.60%	59,058.05	61.28%
Paint & Appaloosa	9,968.74	10,439.83	-4.51%	8,680.94	14.83%
<u>Administration</u>					
Thoroughbred	7,916.92	8,420.61	-5.98%	7,055.67	12.21%
Quarterhorse	7,383.73	7,838.66	-5.80%	6,562.00	12.52%
Paint & Appaloosa	1,107.64	1,159.97	-4.51%	964.56	14.83%
<u>Benevolence</u>					
Thoroughbred	3,958.47	4,210.30	-5.98%	3,527.85	12.21%
Quarterhorse	3,691.87	3,919.33	-5.80%	3,281.01	12.52%
Paint & Appaloosa	553.82	580.00	-4.51%	482.28	14.83%
<u>Promotions</u>					
Thoroughbred	7,916.92	8,420.61	-5.98%	7,055.67	12.21%
Quarterhorse	7,383.73	7,838.66	-5.80%	6,562.00	12.52%
Paint & Appaloosa	1,107.64	1,159.97	-4.51%	964.56	14.83%
<b>Licensee</b>	\$3,587,935.93	\$3,768,336.97	-4.79%	\$3,204,842.98	11.95%



**OKLAHOMA STATE AUDITOR & INSPECTOR  
GAMING AT OKLAHOMA HORSE RACING TRACKS  
CALENDAR 2007**

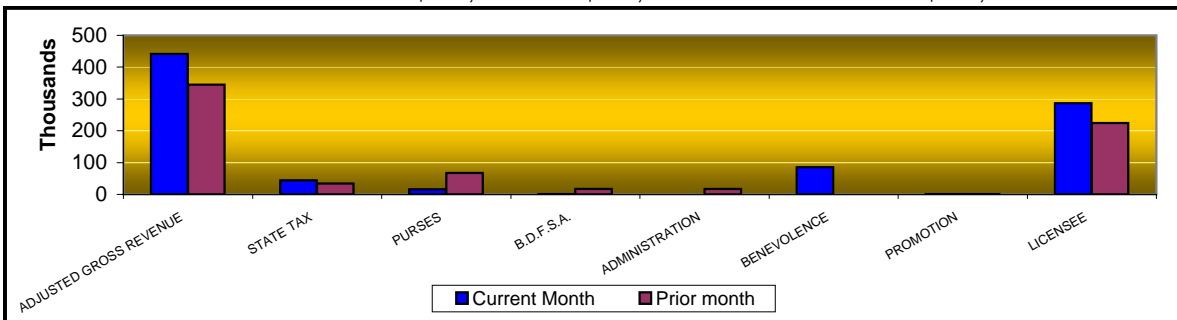
	<u><b>TOTAL</b></u>	<u><b>BLUE RIBBON DOWNS</b></u>	<u><b>WILL ROGERS DOWNS</b></u>	<u><b>REMINGTON PARK</b></u>
Gaming Days This Year	1,002	334	334	334
Opening Date		10/17/05	12/09/05	11/21/05
Adjusted Gross Revenue	<u>\$72,389,099.75</u>	<u>\$4,172,602.70</u>	<u>\$17,323,441.50</u>	<u>\$50,893,055.55</u>
<b>State Tax</b>				
Higher Education Trust Fund	1,064,744.18	50,071.22	207,881.31	806,791.65
Education Reform	7,808,124.11	367,189.04	1,524,462.84	5,916,472.23
<b>Purse Fund</b>				
<u>Purses</u>				
Thoroughbred	7,953,033.07	367,297.57	1,742,098.18	5,843,637.32
Quarterhorse	7,876,061.16	415,434.76	1,870,593.16	5,590,033.24
Paint & Appaloosa	1,158,525.71	92,318.85	415,690.36	650,516.50
Breeding Development Fund				
<u>Special Account</u>				
Thoroughbred	1,732,179.23	90,384.75	318,724.80	1,323,069.68
Quarterhorse	1,092,480.50	42,247.59	190,229.83	860,003.08
Paint & Appaloosa	117,815.88	9,388.34	42,273.31	66,154.23
<u>Administration</u>				
Thoroughbred	99,335.55	4,694.20	21,136.65	73,504.70
Quarterhorse	91,985.07	4,694.20	21,136.65	66,154.22
Paint & Appaloosa	13,090.65	1,043.15	4,697.03	7,350.47
<u>Benevolence</u>				
Thoroughbred	49,667.73	2,347.06	10,568.32	36,752.35
Quarterhorse	45,992.50	2,347.06	10,568.32	33,077.12
Paint & Appaloosa	6,545.36	521.59	2,348.54	3,675.23
<u>Promotions</u>				
Thoroughbred	99,335.55	4,694.20	21,136.65	73,504.70
Quarterhorse	91,985.07	4,694.20	21,136.65	66,154.22
Paint & Appaloosa	13,090.65	1,043.15	4,697.03	7,350.47
<b>Licensee</b>	<u>\$43,075,107.79</u>	<u>\$2,712,191.77</u>	<u>\$10,894,061.88</u>	<u>\$29,468,854.14</u>





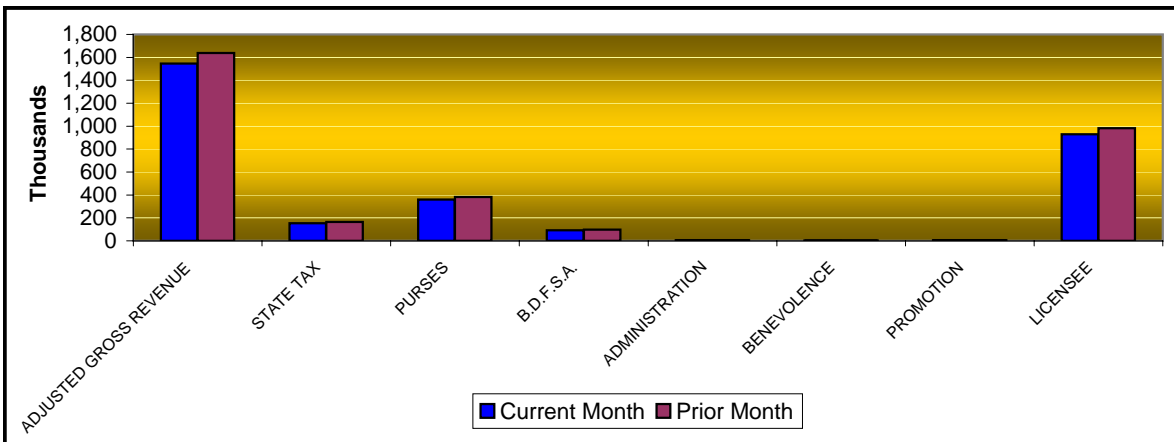
**OKLAHOMA STATE AUDITOR & INSPECTOR  
GAMING AT OKLAHOMA HORSE RACING TRACKS  
NOVEMBER 2007**

<b><u>Blue Ribbon Downs</u></b>	<b><u>CURRENT MONTH</u></b>	<b><u>PRIOR MONTH</u></b>	<b><u>% CHANGE</u></b>	<b><u>NOVEMBER 2006</u></b>	<b><u>% CHANGE</u></b>
Gaming Days	30	31	-3.23%	30	0.00%
Opening Date	10/17/2005				
Adjusted Gross Revenue	\$441,396.08	\$344,729.37	28.04%	\$318,393.39	38.63%
<b>State Tax</b>					
Higher Education Trust Fund	5,296.75	4,136.75	28.04%	3,820.72	38.63%
Education Reform	38,842.86	30,336.19	28.04%	28,018.62	38.63%
<b>Purse Fund</b>					
<b><u>Purses</u></b>					
Thoroughbred	32,028.80	25,014.42	28.04%	31,700.04	1.04%
Quarterhorse	43,946.49	34,322.12	28.04%	31,700.04	38.63%
Paint & Appaloosa	9,765.89	7,627.14	28.04%	7,044.46	38.63%
Breeding Development Fund					
<b><u>Special Account</u></b>					
Thoroughbred	16,386.83	12,798.08	28.04%	3,223.73	408.32%
Quarterhorse	4,469.14	3,490.38	28.04%	3,223.73	38.63%
Paint & Appaloosa	993.14	775.64	28.04%	716.39	38.63%
<b><u>Administration</u></b>					
Thoroughbred	496.57	387.82	28.04%	358.19	38.63%
Quarterhorse	496.57	387.82	28.04%	358.19	38.63%
Paint & Appaloosa	110.35	86.18	28.05%	79.60	38.63%
<b><u>Benevolence</u></b>					
Thoroughbred	248.29	193.91	28.04%	179.10	38.63%
Quarterhorse	248.29	193.91	28.04%	179.10	38.63%
Paint & Appaloosa	55.17	43.10	28.00%	39.80	38.62%
<b><u>Promotions</u></b>					
Thoroughbred	496.57	387.82	28.04%	358.19	38.63%
Quarterhorse	496.57	387.82	28.04%	358.19	38.63%
Paint & Appaloosa	110.35	86.18	28.05%	79.60	38.63%
<b>Licensee</b>	<b>\$286,907.45</b>	<b>\$224,074.09</b>	<b>28.04%</b>	<b>\$206,955.70</b>	<b>38.63%</b>



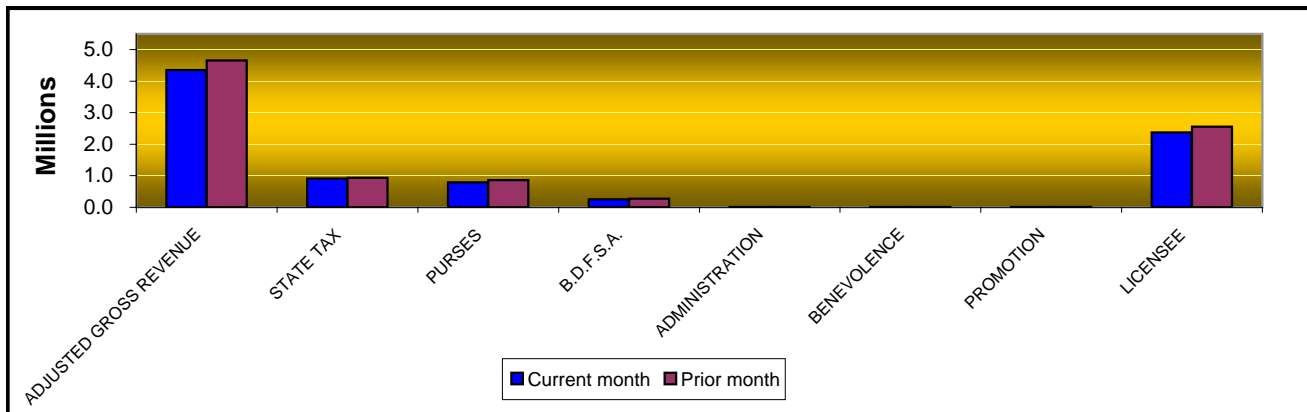
**OKLAHOMA STATE AUDITOR & INSPECTOR  
GAMING AT OKLAHOMA HORSE RACING TRACKS  
NOVEMBER 2007**

<u>Will Rogers Downs</u>	<u>CURRENT MONTH</u>	<u>PRIOR MONTH</u>	<u>% CHANGE</u>	<u>NOVEMBER 2006</u>	<u>% CHANGE</u>
Gaming Days	30	31	-3.23%	30	0.00%
Opening Date	12/09/05				
Adjusted Gross Revenue	\$1,546,993.28	\$1,639,509.59	-5.64%	\$1,304,247.44	18.61%
<b>State Tax</b>					
Higher Education Trust Fund	18,563.92	19,674.12	-5.64%	15,650.97	18.61%
Education Reform	136,135.41	144,276.84	-5.64%	114,773.77	18.61%
<b>Purse Fund</b>					
<u>Purses</u>					
Thoroughbred	134,704.44	142,760.29	-5.64%	155,824.96	-13.55%
Quarterhorse	184,827.02	195,880.41	-5.64%	155,824.96	18.61%
Paint & Appaloosa	41,072.67	43,528.98	-5.64%	34,627.77	18.61%
Breeding Development Fund					
<u>Special Account</u>					
Thoroughbred	68,918.55	73,040.15	-5.64%	15,846.61	334.91%
Quarterhorse	18,795.97	19,920.04	-5.64%	15,846.61	18.61%
Paint & Appaloosa	4,176.88	4,426.68	-5.64%	3,521.47	18.61%
<u>Administration</u>					
Thoroughbred	2,088.44	2,213.34	-5.64%	1,760.73	18.61%
Quarterhorse	2,088.44	2,213.34	-5.64%	1,760.73	18.61%
Paint & Appaloosa	464.10	491.85	-5.64%	391.28	18.61%
<u>Benevolence</u>					
Thoroughbred	1,044.22	1,106.67	-5.64%	880.37	18.61%
Quarterhorse	1,044.22	1,106.67	-5.64%	880.37	18.61%
Paint & Appaloosa	232.05	245.93	-5.64%	195.64	18.61%
<u>Promotions</u>					
Thoroughbred	2,088.44	2,213.34	-5.64%	1,760.73	18.61%
Quarterhorse	2,088.44	2,213.34	-5.64%	1,760.73	18.61%
Paint & Appaloosa	464.10	491.85	-5.64%	391.28	18.61%
<b>Licensee</b>	\$928,195.97	\$983,705.75	-5.64%	\$782,548.46	18.61%



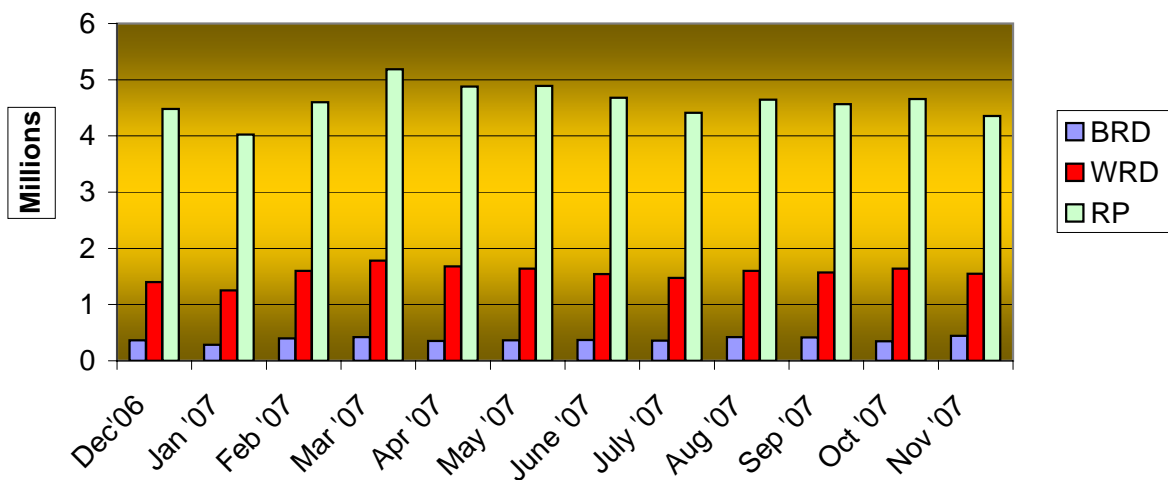
**OKLAHOMA STATE AUDITOR & INSPECTOR  
GAMING AT OKLAHOMA HORSE RACING TRACKS  
NOVEMBER 2007**

<b><u>Remington Park</u></b>	<b><u>CURRENT MONTH</u></b>	<b><u>PRIOR MONTH</u></b>	<b><u>% CHANGE</u></b>	<b><u>NOVEMBER 2006</u></b>	<b><u>% CHANGE</u></b>
Gaming Days	30	31	-3.23%	30	0.00%
Opening Date	11/21/05				
Adjusted Gross Revenue	\$4,354,834.36	\$4,655,558.42	-6.46%	\$4,093,292.93	6.39%
<b><u>State Tax</u></b>					
Higher Education Trust Fund	109,874.36	111,733.40	-1.66%	106,872.38	2.81%
Education Reform	805,745.29	819,378.28	-1.66%	783,730.79	2.81%
<b><u>Purse Fund</u></b>					
<b><u>Purses</u></b>					
Thoroughbred	343,908.26	375,354.40	-8.38%	436,902.79	-21.28%
Quarterhorse	395,894.39	432,094.02	-8.38%	393,212.51	0.68%
Paint & Appaloosa	47,187.41	51,502.13	-8.38%	43,690.28	8.00%
Breeding Development Fund					
<b><u>Special Account</u></b>					
Thoroughbred	175,953.06	192,041.78	-8.38%	44,430.79	296.02%
Quarterhorse	71,980.80	78,562.55	-8.38%	39,987.71	80.01%
Paint & Appaloosa	4,798.72	5,237.51	-8.38%	4,443.08	8.00%
<b><u>Administration</u></b>					
Thoroughbred	5,331.91	5,819.45	-8.38%	4,936.75	8.00%
Quarterhorse	4,798.72	5,237.50	-8.38%	4,443.08	8.00%
Paint & Appaloosa	533.19	581.94	-8.38%	493.68	8.00%
<b><u>Benevolence</u></b>					
Thoroughbred	2,665.96	2,909.72	-8.38%	2,468.38	8.00%
Quarterhorse	2,399.36	2,618.75	-8.38%	2,221.54	8.00%
Paint & Appaloosa	266.60	290.97	-8.38%	246.84	8.01%
<b><u>Promotions</u></b>					
Thoroughbred	5,331.91	5,819.45	-8.38%	4,936.75	8.00%
Quarterhorse	4,798.72	5,237.50	-8.38%	4,443.08	8.00%
Paint & Appaloosa	533.19	581.94	-8.38%	493.68	8.00%
<b><u>Licensee</u></b>	\$2,372,832.51	\$2,560,557.13	-7.33%	\$2,215,338.82	7.11%



OKLAHOMA STATE AUDITOR & INSPECTOR  
GAMING AT OKLAHOMA HORSE RACING TRACKS  
NOVEMBER 2007

ADJUSTED GROSS REVENUE  
PREVIOUS TWELVE MONTHS





Office of the State Auditor and Inspector  
2300 N. Lincoln Boulevard, Room 100  
Oklahoma City, OK 73105-4896

[www.sai.state.ok.us](http://www.sai.state.ok.us)